


COLOR PAGE PRINTING INSTRUCTIONS

1. Print out coloring sheet (page 1)
2. Color it in (Or collage, paint, or whatever you like best!)
3. Take a picture and post with the hashtag #loveletterkent
4. Hang it up on your fridge, obviously :)

DRAW YOUR FAVORITE MEAL TO EAT AT YOUR FAVORITE RESTAURANT IN KENT.

DON'T FORGET
SOMETHING TO
DRINK!



WHAT UTENSILS
WOULD YOU
REALLY NEED?

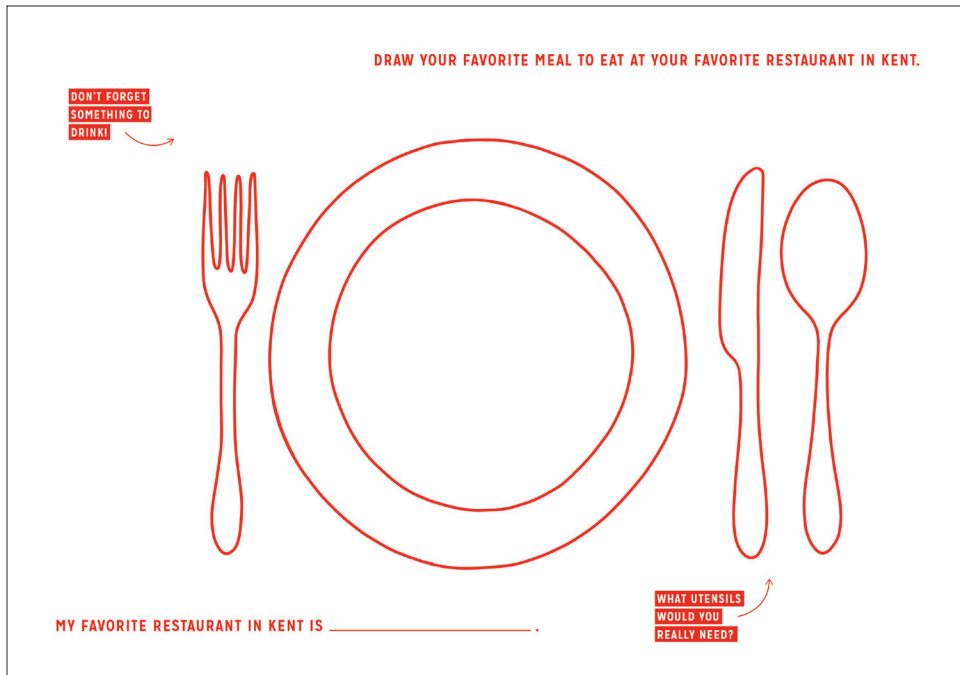
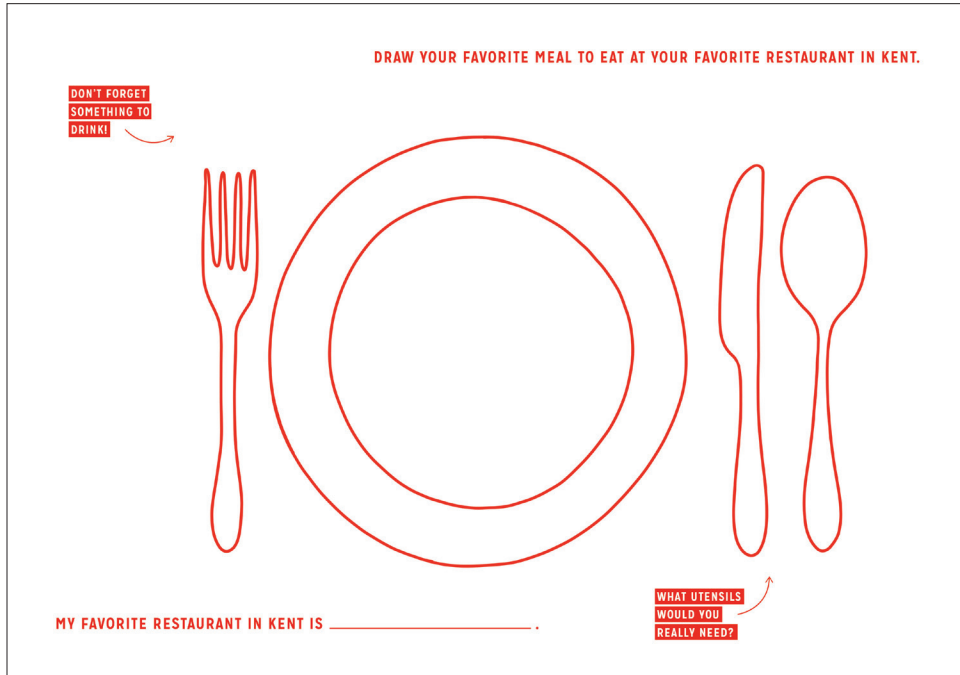
MY FAVORITE RESTAURANT IN KENT IS _____.

Wish
We Were

There! LOVE LETTERS
TO KENT, OH

POSTCARD PRINTING INSTRUCTIONS

1. Print pages 2 and 3 double-sided on cardstock
2. Trim postcards and color them in
3. Take a picture and post with the hashtag #loveletterkent
4. If you want, add postage and an address to send to a friend!





POSTCARD PRINTING INSTRUCTIONS

1. Print pages 2 and 3 double-sided on cardstock
2. Trim postcards and color them in
3. Take a picture and post with the hashtag #loveletterkent
4. If you want, add postage and an address to send to a friend!

